

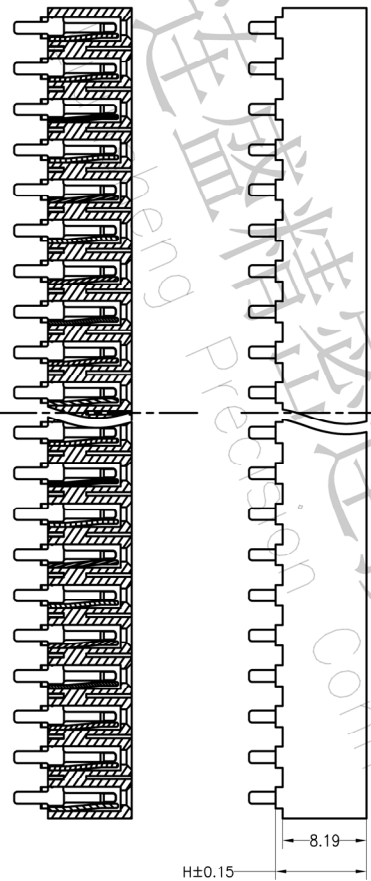
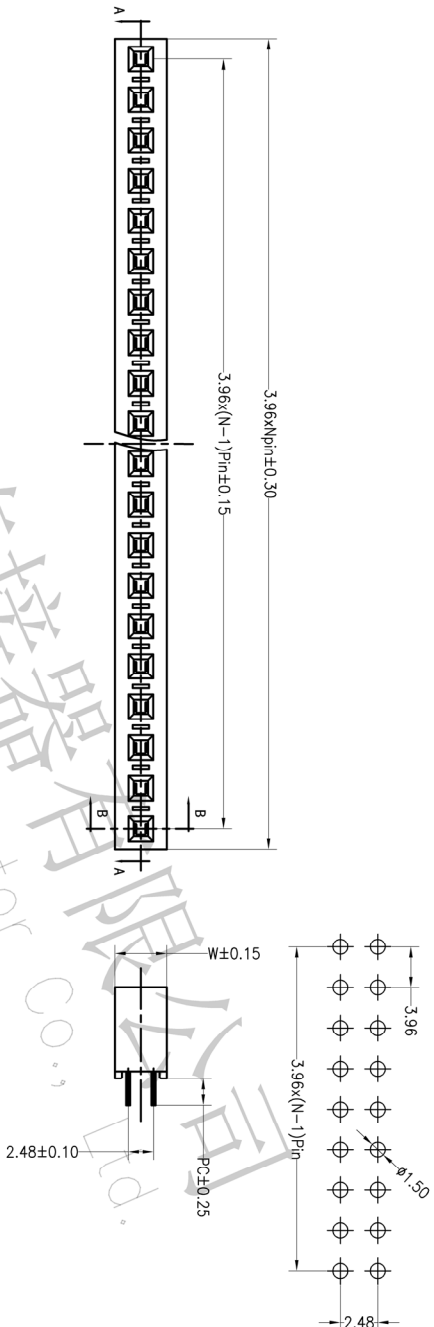
ROHS

SPECIFICATIONS

Rated Current:7.5AMP
 Contact Resistance:20mΩ Max
 Withstand Voltage:1500V AC/DC
 Insulation Resistance:1000MΩ Min
 Operation Temperature:-40°c to +105°c

Contact Material:Brass
 Contact Plating:Au or Sn Over Ni
 Insulator Material:Polyester(UL94V-0)
 Standard: LCP
 Max.Processing Temp: 230°C for 30-60 seconds
 (260°C for 10 seconds)

Recommended P.C.B Layout(Top Side)
 (PCB BOARD TOLERANCE±0.05)

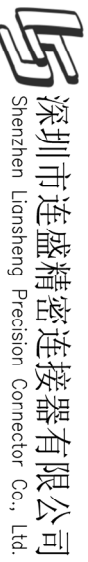


Ordering Information

| | | | | | | | | | |
|-------------|--------|---------|----------|---------|-------|------|------|-----|------|
| F | X | T | X | XX | X | X | XX | X | XXXX |
| 产品类型 | 间距 | 插数 | 外形 PITCH | 产品型号 | 绝缘材料 | 绝缘厚度 | 包装方式 | 序列号 | |
| F=4Pin | T=8.9 | 1=4Pin | 1=4Pin | 1=FBT | 00=常规 | 1=管装 | 2=卷装 | | |
| 1=1.27 | 2=2.54 | 2=4Pin | 2=4Pin | 2=LCP | 01=1U | 3=盘装 | 4=袋装 | | |
| 3=2.54 | 4=3.96 | 4=7Pin | 4=7Pin | 3=SMT | 02=2U | 5=盘装 | 6=袋装 | | |
| 5=1.0 | 5=1.0 | 5=5Pin | 5=5Pin | 4=SH | 03=3U | 7=盘装 | 8=袋装 | | |
| 7=0.8 | 7=0.8 | 7=7Pin | 7=7Pin | 5=插板SMT | 04=4U | 9=盘装 | | | |
| A=1.27*0.54 | | 7=插板DIP | 7=插板DIP | 9=PMGT | | | | | |

Dimension antitheses list

| ITEM | PB | PC | PW | H | W |
|------|----|-----|----|------|------|
| 001 | | 2.6 | | 8.89 | 5.08 |
| 002 | | | | | |



深圳市连盛精密连接器有限公司
 Shenzhen Liansheng Precision Connector Co., Ltd.

| | | | | | | | | | |
|-----------|-------|---------|-------|-------|-----|--------|----|--------------------------------|--|
| OPERATION | | DRAW | | SCALE | | FIT | | PART NO. | |
| X.X | ±0.30 | X.XX | ±0.20 | UNIT | mm | SIZE | A4 | 3.96FH H8.89mm 1xNpin 180° DIP | |
| X.XXX | ±0.10 | Angle | ±3° | SHEET | 1/1 | TITLE: | | | |
| DIM | TOL | APPROVE | | PROJ. | | | | | |
| 1 | 2 | 3 | 4 | 5 | 6 | 7 | 8 | 9 | |