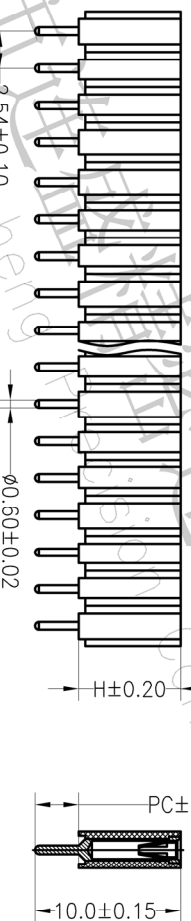
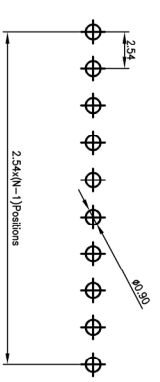
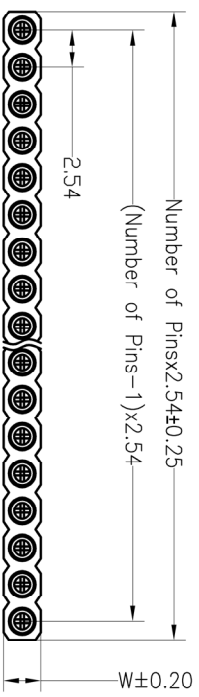


ROHS

Recommended P.C.B Layout(Top Side)
(PCB BOARD TOLERANCE±0.05)

Technical Specs:

Insulator: Black glass filled polyester PPS-GF30-FR
 Flammability: UL 94V-0
 Sleeve: Brass
 Contact clip(6 finger): Beryllium copper(C17200)
 Accepted pin: Ø0.70 to 0.90mm,0.635mm
 Forces: (polished steel gauge Ø0.76mm)
 --Insertion 2 N typ
 --Withdrawal 1 N typ
 Mechanical life: min500 cycles
 Rated current: 3A
 Contact resistance: max 10mΩ
 Dielectric resistance: Min 1000V RMS
 Coplanarity SMD max 0.1mm(measured on terminations: 25mm long connectors)



Ordering Information

F 254 1XX S X X X G0 001

Type Pitch No. of Pins Connector Type Insulator Material Option Packing Contact Plating
 F=Female Header 254=2.54 Per Row 1-40P S=Straight R=Right Angle M=SWT Z=插脚 W=焊脚
 A=PE Bog B=BOX C=Tube D=Tube+Cap E=Xeel+Cap F=Reel+My/or
 A=PE Bog B=BOX C=Tube D=Tube+Cap E=Xeel+Cap F=Reel+My/or
 G1:1U" Gold G2:1.5U" Gold G3:2U" Gold G4:3U" Gold G5:5U" Gold S0:Gold Flash/Tin Sn:Tin

Dimension antitheses list

ITEM	PB	PC	PW	H	W
001		3.0		7.0	2.54
002					



深圳市连盛精密连接器有限公司
Shenzhen Liansheng Precision Connector Co., Ltd.

REV	DATE	MODIFICATION DESCRIPTION	CHANGE	OPERATION		DRAW	SCALE		FIT	PART NO.	TITLE:
				X.X	±0.30		UNIT	mm			
A0	2014.05.30	NEW DRAWING		X.XX	±0.20	CHECK	SIZE	A4	1/1		2.54X7.0圆孔座 L=10.0大孔针 1*NP
1				X.XXX	±0.10	APPROVE	SHEET				
				Angle	±3°		PROJ.				
				DIM	TOL						