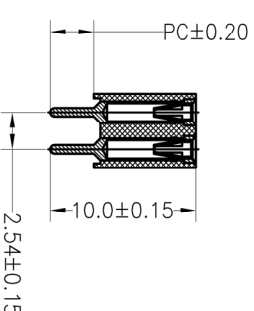
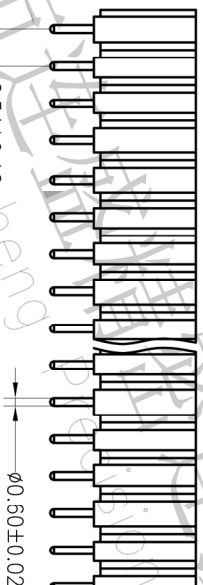
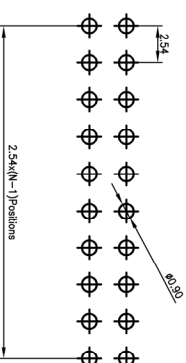
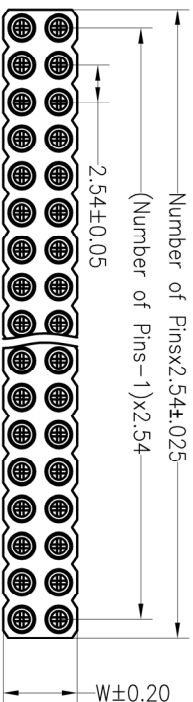


ROHS

Recommended P.C.B Layout(Top Side)
(PCB BOARD TOLERANCE±0.05)

Technical Specs:

Insulator: Black glass filled polyester PPS-GF30-FR
 Flammability: UL 94V-O
 Sleeve: Brass
 Contact clip(6 finger): Beryllium copper(C17200)
 Accepted pin: Ø0.70 to 0.90mm,0.635mm
 Forces: (polished steel gauge Ø0.76mm)
 --Insertion 2 N typ
 --Withdrawal 1 N typ
 Mechanical life: min500 cycles
 Rated current: 3A
 Contact resistance: max 10mΩ
 Dielectric resistance: Min 1000V RMS
 Coplanarity SMD max 0.1mm(measured on terminations)
 25mm long connectors)




Ordering Information

F 254 2XX S X X G0 001

Type Pitch No. of Pins Per Row Connector Type Insulator Material Packing Contact Plating
 F=Female Header 254=2.54 1-40P S=Straight A=PE Bog G1:1U" Gold
 R=Right Angle B=BK-PA6T G2:1.5U" Gold
 Z=插座 C=BK-PA9T G3:2U" Gold
 W=焊座脚 D=BK-LDP G4:3U" Gold
 S=Special S=Special E=Xeel+Cap G5:5U" Gold
 F=Reel+Mylor SNI:Tin

Dimension antitheses list

ITEM	PB	PC	PW	H	W
001		3.0		7.0	5.08
002					

 深圳市连盛精密连接器有限公司
 Shenzhen Liansheng Precision Connector Co., Ltd.

OPERATION		DRAW		SCALE	FIT	PART NO.	TITLE:
X.X	±0.30	DRAW		UNIT	mm		
X.XX	±0.20	CHECK		SIZE	A4	2.54X7.0圆孔座 L=10.0大孔针 1*1P	
X.XXX	±0.10			SHEET	1/1		
±3°		APPROVE		PROJ.			
CHANGE							
DATE	MODIFICATION DESCRIPTION						
2014.05.30	NEW DRAWING						
REV							