

ROHS

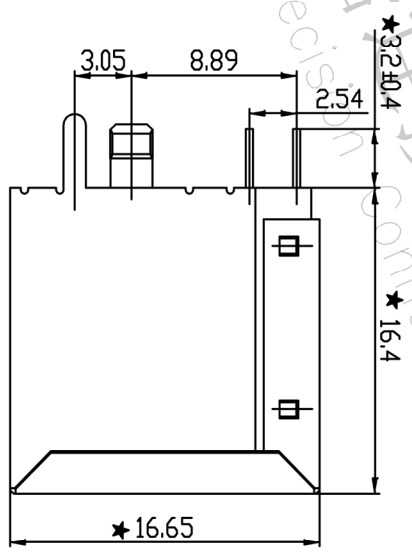
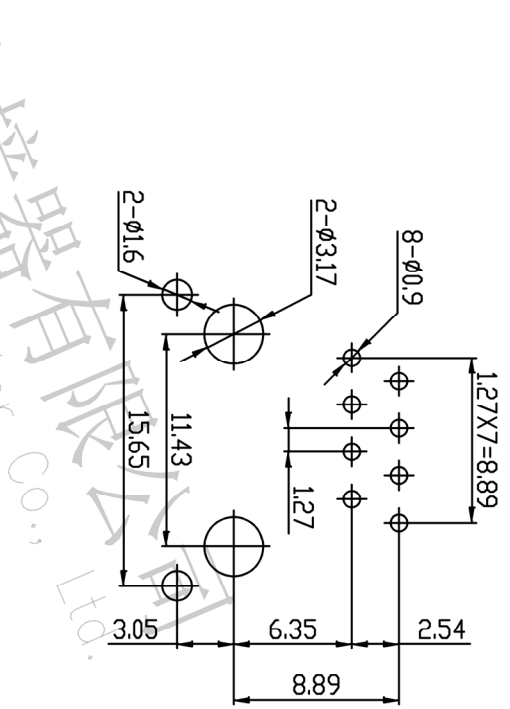
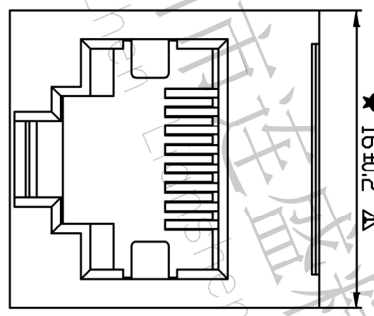
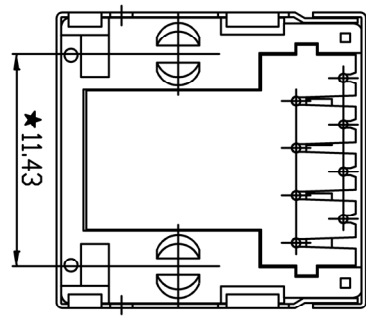
Recommended P.C.B Layout(Top Side)
(PCB BOARD TOLERANCE±0.05)

NOTES:

- ELECTRICAL:**
- 1. VOLTAGE RATING : 125 VAC RMS.
 - 2. CURRENT RATING : 1.5 AMP.
 - 3. CONTACT RESISTANCE : 30 MILLIOHMS MAX.
 - 4. INSULATION RESISTANCE : 500 MEGOHMS MIN @ 500 VDC.
 - 5. DIELECTRIC STRENGTH : 1000 VAC RMS 50Hz or 60Hz, 1MIN.

- MECHANICAL:**
- 1. HOUSING & INSERT MATERIAL : PBT UL94V-0.
 - 2. CONTACT MATERIAL : DIAMETER 0.45MM PROSPORE BRONZE GOLD PLATING OVER NICKEL.
 - 3. SOLDER : 0.20 ~ 0.25MM THICKNESS BRASS WITH TIN PLATED.
 - 4. MATING/UNMATING FORCE : 2.2KG F MAX.
 - 5. RETENTION STRENGTH : 7.7KG F MIN BETWEEN JACK AND PLUG.
 - 6. OPERATING LIFE : 600 CYCLES MIN.
- ENVIRONMENTAL:**
- 1. STORAGE : -10°C ~ +40°C RELATIVE HUMIDITY<70%
 - 2. OPERATION : -40°C ~ +70°C.

Remark:
1. Tolerances Unless Otherwise Specified
±0.25 ±0.20 ±0.10
2. The mark with * is the key inspection dimension for QC



OPERATION		DRAW		SCALE FIT		PART NO.	
X.X	±0.30	X.X	CHECK	UNIT	mm	深圳市连盛精密连接器有限公司 Shenzhen Liansheng Precision Connector Co., Ltd.	
X.XX	±0.20	X.XX	CHECK	SIZE	A4	5224S 8P9C F3.05	
X.XXX	±0.10	X.XXX	CHECK	SHEET	1/1	TITLE:	
Angle	±3°	APPROVE		PRD.J.	◆		
DIM	TOL						
REV	DATE	MODIFICATION DESCRIPTION	CHANGE				
A0	2012.04.11	NEW DRAWING					
1	2	3	4	5	6	7	8

