

RoHS

Recommended P.C.B Layout(Top Side)
(PCB BOARD TOLERANCE±0.05)

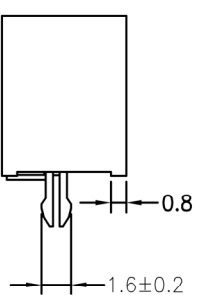
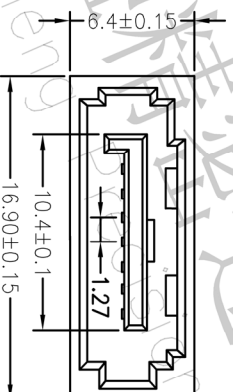
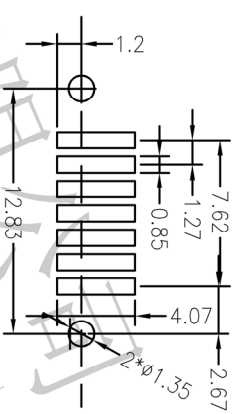
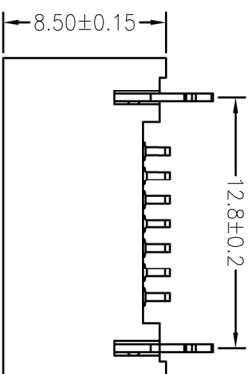
SPECIFICATIONS

1.MATERIAL:

Housig: LCP UL 94V-0
Color: Black
Contact: Phosphor bronze
Peg: Phosphor Bronze

2.FINISH:

Contact:3u" Gold/Tin plating on contact area
100u" min.Tin-Lead Plating on soldertails
50u" min.Nickel underplating over all
PEG: 100u"min.Tin-Lead plating on soldertails
50u"min.Nickel underplating over all

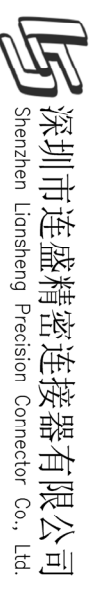


Ordering Information

S G 07 X X X G01 000

S=SATA
G=Mcle Header
T=The harpoon
S=Straight M=SMT
B=BOX
C=TUBE
D=TAPE
REEL

G01=1UGold/Tin
G03=3UGold/Tin
G05=5UGold/Tin
G010=10UGold/Tin
G015=15UGold/Tin



REV	DATE	MODIFICATION DESCRIPTION	CHANGE	OPERATION		DRAW	SCALE		FIT	PART NO.	TITLE:	
				X.X	±0.30		UNIT	mm				SIZE
A0	2014.04.27	NEW DRAWING		X.XX	±0.20	CHECK						
1				X.XXX	±0.10	APPROVE						
				Angle	±3°							
				DIM	TOL							

SATA7P A型 全开不车窗 立贴 带鱼叉